

Woodworkers Association of NSW Newsletter

March April 2012

PO Box 1016 Bondi Junction NSW 1355



ABN: 51 544 262 364



The Abbotsford workshop in 2012

Inside

**Silas Kopf
Marquetry
workshop**
page 6 -9

**New for sale
section**
page 12

Developmental work on readying the Abbotsford shed for habitation as a reasonably equipped workshop is well advanced. We are still waiting on the arrival of the Hammer saw bench and under and over thicknesser/jointer now expected late March or April.

We have three workbenches with two vices in each, affording workspace for six people, and one further European style bench with one vice. We anticipate that the workshop will accommodate six people working on projects as well as one space for a supervisor.

Some basic hand tools are available but we encourage you to bring your own. If you want to know specifically what's available, contact Peter Harris (0419 164 098) or Phil Lake (0403 114 712).

. . . more next page

Sturt Wood Courses 2012

Weekly Classes:

Mondays & Tuesdays 6-9pm, Tues 10-3pm

Short Courses:

Tuning & sharpening with Daryl Ingate

10th & 11th March

Intro to wood with David Upfill-Brown 22nd March

Joints for woodworking with David Upfill-Brown 26th & 27th May

4week cabinetmaking with Roy Schack 20th Aug-14th Sept

Shaker boxes with Phoebe Everill 18th & 19th August

Woodwork for women with Phoebe Everill 15th & 16th September

Intro to woodwork for kids with Phoebe Everill 30th September

Hand finishes with Tim Foster 27th & 28th October



10 Week courses:

30th January - 5th April 2012 with David Upfill-Brown

23rd April - 29th June 2012 with James Carr

Winter School: 2nd-6th July 2012

Marquetry with Katalin Sallai

Make a small table with Leon Sadubin

1 year Certificate IV in Fine Furniture Making

Graduate Exhibition 24 November - 9 December 2012



STURT
STURT
STURT
STURT
AUSTRALIAN
CONTEMPORARY
CRAFT & DESIGN

Details & enrolment forms on our website

Cnr Range Rd & Waverley Pde, Mittagong

postal: P.O. Box 34 Mittagong NSW 2575

fax: 02 4860 2081 ph: 02 4860 2083

Email: ddryen@sturt.nsw.edu.au

www.sturt.nsw.edu.au

Come visit the workshop to see what the possibilities are for you. We have a workshop day with barbecue provided (\$4 charge for the food) on the last Sunday of every month. So we may cater, please let Kim Larymore (9858 1578) know no later than the previous Thursday. The day is also open to those who wish to work on their current project. In practice, people using workshop equipment will be required to have accreditation before personally using the machinery. This status is achieved by doing a one-on-one session with a supervisor.

There will be at least two people present before equipment is used. Everyone will be required to wear closed footwear and have your own ear protection and safety glasses.

There are planned activity days: for personal projects there will be at least two people present - one being accredited. This can be the public workshop day, or a day by negotiation. In either case you must advise us of your intention to attend.

For equipment accreditation: book an appointment for a one-on-one induction; weekdays or weekend.

For groups up to seven people including an accredited supervisor: as personal or group projects.

For plant and building maintenance including tool sharpening: A specific week day once a month.

... more next page

Meeting venues for 2012

2 April – Putney Tennyson Bowling & Community Club

4 June, 13 August, 8 October and 3 December – Powerhouse Museum

From June 2012 onwards, our meetings resume at the Powerhouse Museum. On arrival, you will notice that the courtyard between the steps near the boom gate, where we normally enter, and the doors to the foyer of the meeting rooms are now covered over. But access to the meeting rooms hasn't changed and the parking arrangements are also the same as they were before.

Deadlines for the 2012 newsletters

Friday 4 May for the June edition

Friday 6 July for the August edition

Friday 31 August for the October edition

Friday 2 November for the December edition

For planned charity work: as for group work. Projects will be advertised in the newsletter and by email by Peter Hunt (no charge).

Workshop Development: further projects are planned to provide storage for consumables, containment boxes

for power hand tools including specific operational tools and ancillary devices and a mezzanine storage platform.

Further work restoring the building cladding and drainage around the building (public car park side and face to street to preclude water seep-

age into the building. These days are weekdays twice a month and will be advertised by email by Peter Hunt. Please respond to Phil Lake if you intend participating (no charge).

Phil Lake

Chair, Phil Greenwood's report to the AGM

2011-2012 has been an active time for the association on several fronts. The Committee has met each month and we have had a productive, happy and harmonious year. Let me remind you of some of the association's activities over the last 12 months . . .

At our meeting last April, Terry Gleeson and John Brassell displayed various shooting boards and the different purpose of each.


Easter Show

Then we participated for the first time in a major display at the Royal Easter Show. This involved a lot of members over the two weeks of the show and was a resounding success. We showcased fine woodwork to thousands of people, inspiring interest and enthusiasm. We sponsored three RAS prizes: "small furniture item, predominantly in wood", "wooden box work" and "musical instrument, predominantly in wood". We are proud that members featured in the prize winners.

In June, David Norrie from the Splinter group talked us through how they are working and their plans for the future.

TWWA

Then we participated in the annual Timber and Working with Wood Show. As well as our stand, which contained items made by members, we had people doing various woodworking tasks constantly and demonstrations were given on a range of woodwork topics and techniques by David Caddies, Rich-



Association Chair, Phil Greenwood

ard Crosland, Ian Factor, Terry Gleeson, Tom Paley and Alan Perry. Moreover John Brassell won first prize in his category for a magnificent guitar.

In August we had a double general meeting, firstly with Rhys Jones, the overall winner of the 2011 Timber and Working with Wood Show competition, talking about the design and construction of his winning chair. Then Leon Sadubin taking us through the trial and tribulations of the students at the course he taught at Sturt.

Workshop visit

Then we visited the workshop of one of our members, Geoff Wilson at Narrabeen and enjoyed his hospitality around the BBQ. In September we went to Sturt for a tour, a talk from Stuart Faulkner about design and another delightful lunch.

Our new website also went live in September, thanks to lots of work from Jo Healy-North. This form of website will allow us much greater flexibility

with enhancements in the future.

In October Hugh Jones confounded and inspired us with the intricacies of harp making and his extensive research on the use of Australian timbers to enhance sounds.

In November the venerable George Eden hosted us to his property to experiment with steam bending again.

Our December meeting continued the tradition of merriment and engagement with members. We met at the Workshop and played with a variety of planes that Terry Gordon kindly provided as samples.

In February 2012, wheelwright and blacksmith Mike Hendrickson gave a fascinating insight into some of the secrets of wheelwrighting.

. . . more next page



Hugh Jones and harp



Wheelwrighting revealed

And in addition to all that, we have had our monthly workshop open days and BBQs at Abbotsford and various working bees to get the workshop organised for skills classes as well as members' use for specific projects.

Over the past 12 months our newsletter has been given a boost with new editor, Jo Healy-North. Jo's work on the website and the newsletter provide an

important way for members and potential members to become familiar with the activities of the association.

And there has been all the planning and work for our involvement in the Easter Show in April and the Chifley Exhibition for professional members in August. All these things happen only with a lot of effort from many people. I would like to take this opportunity

to thank you all. But I want to also formally recognise the very extensive and diligent work of Gordon Joseph, our retiring secretary this year. He has ensured that our ship has been seaworthy, kept on an even keel and fully and properly provisioned at every port. We all owe him a debt of gratitude.

Phil Greenwood

Next meeting (AGM) - 7 for 7.30pm, Monday 2 April 2012 **Putney Tennyson Bowling & Community Club, Frances Road, Putney**

This meeting is the 2012 Annual General Meeting, which won't take long . . .

In accord with association rules, committee members are required to stand down at each AGM. They can re-nominate for the following year if they wish, but new faces on the committee are very welcome. Being on the committee is not onerous or difficult and can be lots of fun. All members are encouraged to nominate.

For more information, contact President/Chair Phil Greenwood or Secretary Gordon Joseph.

Their details are on the back page.

Speaker: Gerard Gilet, from Gilet Guitars

Gerard Gilet is a Sydney based guitar maker who has been at the forefront of acoustic guitar design in Australia with over 30 years of experience making for a clientele of serious musicians and professionals.

For more information about Gerard Gilet and Gilet guitars, visit giletguitars.com.au



SPECIAL TIMBERS

144 Renwick Street, Marrickville, NSW 2204

Tel (02) 9558 8444

Fax (02) 9558 8044

Anagote@hotmail.com

Monday - Friday - 8am to 4.00pm

Saturday morning - 9am to 11.30am



TIMBER, TOOLS AND MACHINERY SALES.
Visit our all new purpose built showroom.

NSW distributors of Jet and Powermatic
woodworking machinery. Over 80 species of
timber for cabinet & furniture making, joinery,
boat building, wood carving & turning.



15 Railway Rd North, MULGRAVE 2756

Ph: 02 4577 5277 Fax: 02 4577 6846

Email: sales@trendtimbers.com.au

www.trendtimbers.com.au

WOODWORK CLASSES

with

Paul Nicholson
at

splinter

WORKSHOP

Taking enrolments now

Focus on hand skills

All levels welcome

Call for details

02 9517 2212 or

0430032767

Association Show Subcommittee

Your association is looking for members to get involved with the sub-committee to organise the association's part in the Timber and Working With Wood Show. This is a lot of fun so please let our chairman know if you can assist.

CARBA-TEC
TOOLS FOR WOOD



10%
OFF

Veritas Dual Marking Gauge

Bring this ad in-store & receive
10% off the RRP \$69.00.

Offer ends 31st March 2012, order no. 05N70-01

Get the latest
Catalogue FREE!

Sign up in-store or online
to receive your FREE copy!



Check out our full range
of products online at

www.carbatec.com.au

Order Toll Free: 1800 658 111

Visit us at: 113 Station Rd, Auburn NSW

Silas Kopf Marquetry workshop

Sydney 10-11 March 2012



World marquetry expert, Silas Kopf (centre): to see his work, visit www.silaskopf.com

What a fantastic two days. For many of us, it was the first attempt at making a picture out of wood veneers. Most are very experienced woodworkers who took up woodwork because they weren't artists, and here they were giving it a try.

The venue was Putney Bowling Club, and we were all assembled by 9am on a sunny Saturday morning. Fifteen optimistic participants arrived with a view to improving and/or gaining some woodworking skills.

The first morning, involved an introduction, discussion and demonstrations by Silas. The demonstration was a double bevel 12-degree angle cut to provide a clean constant contact between different shaped pieces of veneer. The demonstration piece was simple: two leaves off a central stem


consisting of a background veneer, four other coloured timbers, some changes of grain orientation and a number of intersecting cuts.



The master makes it look like play

The basic process is to create a template on tracing paper outlining the various segments of the final picture. Pieces of veneer were selected for each of the segments. Wherever two segments were going to be joined, the two veneers were taped on top of each other. Putting the template in the right place to mark the join, some carbon paper was slipped in between the template and the wood and a trace of the cut line was transferred to the wood. It was then simply a matter of cutting along the line with the fret saw blade slightly tilted. When the cutting was complete and the taped bits separated, the two beveled edges of the join should be exactly the same because they were both cut at the same time.

... more next page



Silas Kopf and Woodworkers Association of NSW members at the March 2012 workshop in Sydney

Silas' demonstration was so smooth and easy, and the cut pieces fitted so well, it was clear that this was a simple process. The descriptions were eloquent, the demonstrations were clear and concise, and the results were tight and effective. It was then up to us to replicate the practice piece and the general thought was "what could possibly go wrong?"

The afternoon started with us attempting to replicate the simple practice piece. This generally started with asking each other, "how did he start this?" and moved on from there. Don Rowland, a guest from the ACT Woodcraft Guild, seemed to have got the



How did he start that, again?

message and had his piece available for clamp pressing by 3.30pm and was genuinely surprised that we all weren't finished about the same time.

However, many of us experienced practical mistakes such as cutting the wrong angle, the wrong line, individual pieces moving during the cutting, inconsistent cutting pressure etc, etc. By the end of the day, there were some great results, some were adequate, and a couple were a complete disaster.

Day 2: As is the thing with a master class, people have different reactions.

Some were deeply inspired with the results of the first day, while others took the work and materials home to complete the task, yet others took a more Zen approach to reflect on what happened and plan for the following day. There were mixed emotions, although there was an overwhelmingly positive approach.

... more next page



Photo cap



Photo cap



Challenged but happy participants on the home stretch



Silas: world expert and gifted, generous teacher

As a group of enthusiasts who had chosen to learn more, the second day proved the value of having these types of events. Whatever people had finished on day 1, the Sunday seemed to fulfill individual expectations. Without exception people finished a very credible version of the practice piece and had varying stages of completion of their selected projects. Possibly the most important part of the process was a much greater understanding of what was possible. For some it took a little longer for the penny to drop, but by early on day 2 it was only a matter of practice and imagination.

Asking the participants about their reactions to the workshop, there was a universal response that it was a skills challenge, but that it was achievable and at the end, there was no doubt that we had all developed techniques and an understanding of different ways this could be incorporated into our work.

Silas is a gifted teacher with the highest expertise, a fine sense of conveying appropriate information, and a deeply charitable sense of humour. He was tolerant of incomplete success, and generous with sharing skills and expertise. For someone who is one of the world experts in this discipline, it is difficult to imagine a better tutor. For some examples of his work go to www.silaskopf.com and be prepared to be amazed.

From all attendees, we send heart felt thanks to the organizers of this event (and please include others I am not aware of) and the assistance of all concerned, especially Gordon Joseph, Peter Hunt, Phil Greenwood. Without their efforts this connection with Silas would not have occurred, and the association must encourage similar valuable events in the future.

Brent Gerstle



Miko Zen-ing out



Terry Gleason gives it a red hot go

www.hammer-australia.com

Hammer

The obvious choice!



- N 4400 Bandsaw**
- Large wheels (Ø 440 mm)
 - Cutting height 315 mm
 - Rip capacity 420 mm
 - Tilttable table
 - 4 hp motor

Big on Performance. Easy on the Budget.

Perfect for applications which require high levels of precision and robust enough to contend with Challenging professional demands.



- K3 winner Comfort Panel Saw**
- Solid cast iron tables and units
 - Professional rip-fence with round bar guide
 - Extremely durable
 - 800 mm rip (1250 mm opt.)
 - 4 hp motor

VIDEO
online



- A3 26 Planer-Thicknesser**
- Remarkably user friendly
 - Allows for rapid retooling
 - Solid cast iron planer tables
 - 3 knife quick-change self-setting cutterblock system
 - Very solid fence
 - 2.5 hp/single phase



- A3 41 A Jointer-planer**
- Remarkably user friendly
 - Allows for rapid retooling
 - Solid cast iron planer tables
 - 3 knife quick-change self-setting cutterblock system
 - Very solid fence
 - 4 hp motor

HAMMER.
Quality and precision
from AUSTRIA



- A3 41 D Thicknesser**
- Remarkably user friendly
 - Allows for rapid retooling
 - Solid cast iron table
 - 3 knife quick-change self-setting cutterblock system
 - 4 hp motor



FELDER GROUP AUSTRALIA

NSW Emu Plains
WA Malaga
QLD Darra
VIC Melbourne

Tel: (02) 4735 1011
Tel: (08) 9209 3055
Tel: (07) 5543 5599
Tel: (03) 9018 8346

Email: admin@felder.net.au
Email: sales@kengineering.com.au
Email: info@felderqld.com.au
Email: info@feldervic.com.au

Howard Products

1800 672 646


or buy online

howardproducts.com.au



Orange Oil

This is the first orange oil ever made for polishing and sealing wood and it remains by far the best product of its type available



Restore-a-Finish

Remove heat rings and scratches from furniture finishes instantly and permanently



Feed-n-Wax

Penetrates and feeds dry wood leaving a superior natural wax finish.



Woodies love us, this we know

For Sale

Wadkin 300mm planer 3Hp built 1955,

Invicta Delta 400mm thicknesser 7.5Hp,

Wadkin 30in bandsaw built 1942

(wheels newly rubbered, new bearings top and bottom)


Ross 17cfm compressor built 1959 plus regulator, fittings, hoses and a 2 quart pressure pot spray gun.

All 3 phase motors and all in great condition albeit not very pretty. I have instruction manuals for the jointer, thicknesser and bandsaw.

I also have some very nice highly figured yellow box say 1 cubic metre, and quite a lot of shorts of river red gum, plus other bits and pieces.

Make an offer I can't refuse.

nicholashill@ozemail.com.au or call 02 9997 8788



Professional members' exhibition August 2012

Twenty-one professional association members are exhibiting at the WWA Chifley Exhibition in August.

Mark AYLWARD, Paul BARTON, David BOUCHER, Richard CROSLAND, John GALLAGHER, Jon GASPARINI, Geoffrey HANNAH, Peter HAYES, Hugh JONES, Piers JONES, Tony KENWAY, David Mac LAREN, James McGARRY, Michael McGRATH, Paul NICHOLSON, Takashi NISHIURA, David NORRIE, Craig SARGEANT, Artie SZABO, Nikolaus TEPLY and Geoff WILSON.

There is a wonderful selection and diversity of works. Some new and some old favourites. Traditional and unusual designs.

An eclectic and fascinating collection.

Please note the Exhibition in your diary for August and tell everyone who loves fine woodwork to do the same. Watch the website for more detailed information as it becomes available.

Member discounts

These people generously provide discounts to members of the WWA NSW. Please support them in return

Timber

Allwood Cabinet Timbers, Nowra
02 4423 3295
www.philipgould.com.au
Anagote Timbers, Marrickville
02 9556 6444 (10% discount)
Mathews Timbers, St Marys
02 9833 3100
Warringah Timbers, Dee Why
02 9981 3733
Trend Timbers, Mulgrave/Windsor
02 4577 5277
www.trendtimbers.com.au

For sale



• Tormek 1002 SuperGrind tool sharpening system

This is an early model Tormek without the internal motor. A drill drives the wheel. In as-new condition in original box with tool attachment.

The wheel is the larger 250 mm x 50 mm SuperGrind stone that retails in Australia for around \$300 on its own.

Suits all current Tormek accessories and comes with drill shown for \$250.00

Contact Michael McGrath
02 9949 6683
accent@swiftdsl.com.au

Veneercraft

Padstow, 02 9533 4294
Wood veneers, (10% discount)

Tools and equipment

F&K Electrics Power tools, Stanmore,
02 9519 7997 (10% discount -varies)
Roger Gifkin's Dovetail jig
6567 4313 (10% discount)
www.gifkins.com.au
Henry Bros Saws, Vineyard,
Saw blades, knives, cutters
02 9627 5486 (trade prices)
HNT Gordon, Alstonville,
6628 7222
www.hntgordon.com.au
Classic plane makers,
(10% discount)

Equipment

Padstow 02 9708 3233
www.majwood.com.au Ryan,
(5-15% discount)

Finishes

Feast Watson, H/O Scoresby, VIC
1800 252 502
www.feastwatson.com.au
Howard Products, Tamworth
orange oil, wood care products
1800 672 646
www.howardproducts.com.au
Liberon Enterprises, Fyshwick ACT
finishing materials
02 6280 9720 (25% discount)
www.liberon.com.au
The Natural Paint Place, King Street,
Newtown, 02 9519 0433
www.energyandwatersolutions.com.au

Other

Laminex Industries, Caringbah, NSW
sheet products
132 136
Nover & Co, Eastern Creek, NSW
Sheet products, kitchen hardware
02 9677 3200
www.nover.com.au

For sale

• AngleMag saw guide

\$75 for members

\$100 for non-members

Contact a committee member (details page 12) for more information or to buy.

• Triton workcentre and router table

Contact Peter Harris or Kim Larymore (contact details as above)



*Terry Gleeson
maker of
Fine Furniture*

• Terry Gleeson's

School of Woodwork
1191 Old Northern Road
Middle Dural NSW 2158

P: 02 9651 1012

F: 02 9651 1341

thechairmaker@ozemail.com.au

To update a listing and for new listings email jhn@bigpond.com

Life members

Richard Crosland

Phil Lake

Kim Larymore

Leon Sadubin

Richard Vaughan

Alan Wale

• Jim Davey's "User"

Bedrocks-fettled Stanleys Repairs and Service

Academy HSS irons

G15 Rust Preventative

Trade prices on:

DMT diamond plates and King
waterstones

4447 8822 (bh)

4447 8790 (ah)

jdavey@bigpond.com



• Richard Crosland's School of Fine Woodworking

Learn with the master
Richard Crosland's School of
Fine Woodwork operates
small, hands-on classes for
students of all levels.

The friendly, creative atmos-
phere fosters rapid progress
and many beautiful pieces
are the lasting result.

All tools are provided and work
in progress can be stored
at the Alexandria workshop.

Call Richard
at the school 9313 4142
or visit
www.crosland.com.au

If you'd like to join the
committee, or be more
involved in the association,
please call Gordon Joseph

NSW WWA Committee

Chair

Phil Greenwood • 02 9235 2874
phgreenwood@optusnet.com.au

Vice Chair

Kim Larymore • 02 9858 1578
klarymore@optusnet.com.au

Secretary/Public Officer

Gordon Joseph • 02 9488 9191
secretary@woodworkersnsw.org.au

Treasurer

Miko Nakamura • 02 9805 1775
treasurer@woodworkersnsw.org.au

Membership Secretary

Peter Hunt • 0418 867 870
p_j_hunt@msn.com.au

Committee members

John Brassell • 02 9680 3594

johnbrassell@bigpond.com

Frank Duff • 02 9896 4017

fwduff@optusnet.com.au

Peter Dunn • 02 4576 1590

bentneck@iprimus.com.au

Peter Harris • 02 9879 3329

peterh47@ihug.com.au

Newsletter Assistant

Peter Dunn • 02 4576 1590

bentneck@iprimus.com.au

Newsletter/web

Jo Healy-North • 0417 667 367

jhn@bigpond.com

If undelivered, please return to PO Box 1016 Bondi Junction NSW 1355

POSTAGE
PAID